


HIGON TOPCON

HGN-72HC10B

565-585Wp

BIFACIAL DOUBLE GLASS
HALF CELL MODULE



N Type technology: The N-type module has better reliability and lower LID/LETID



Regional value creation, made without lead and produced using 100% renewable energy



Higher power output even under low irradiance environments, like on cloudy or foggy days



Excellent rear side power generation, bifaciality is up to 80%, up to 30% more energy yield than conventional modules



Sand blowing test, salt mist test and ammonia test passed to endure harsh environments

Higon Reliable Quality

- World-class manufacturer of crystalline silicon photovoltaic modules
- Fully automatic facility and world-class technology
- Rigorous quality control to meet the highest standard: ISO 9001, ISO 14001 and ISO 45001
- Long term reliability tests
- 3X100% EL inspection ensuring defect-free modules



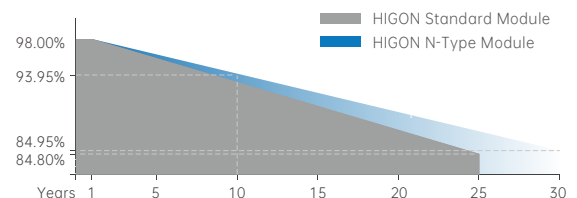
THE IDEAL SOLUTION FOR:



Ground-mounted solar plants

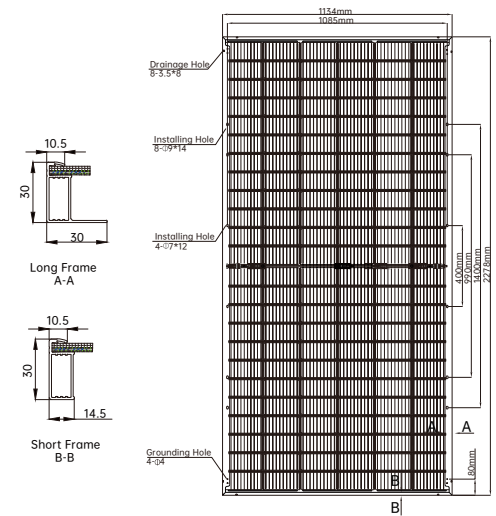
Performance Warranty

- 15 Years Product Warranty
- 30 Years Linear Power Warranty
- 2% Degradation in 1st year
- 4.5% Annual Degradation Over 30 Years



Mechanical Characteristics

Solar Cell	N-Type (M10)
No. of Cells	144 (6×24)
Dimensions	2278×1134×30mm
Weight	31.3 kg
Front Glass	High transparency solar glass 2.0mm
Back Glass	High transparency solar glass 2.0mm
Junction Box	IP68 rated(3 bypass diodes)
Connector	MC Compatible
Operating Module Temperature	-40°C to +85°C
Maximum System Voltage	1500 VDC (IEC)
Maximum Series Fuse Rating	25A
Wind/ Snow Load	2400Pa/ 5400Pa



Electrical Characteristics

POWER CLASS	565		570		575		580		585	
	STC	NMOT	STC	NMOT	STC	NMOT	STC	NMOT	STC	NMOT
Testing Condition	STC	NMOT	STC	NMOT	STC	NMOT	STC	NMOT	STC	NMOT
Maximum Power(Pmax/W)	565	425.1	570	428.9	575	432.9	580	436.6	585	440.3
Operating Voltage(Vmp/V)	43.35	40.53	43.35	40.73	43.56	40.92	43.75	41.11	43.94	41.30
Operating Current(Imp/A)	13.15	10.49	13.15	10.53	13.20	10.58	13.26	10.62	13.31	10.66
Open-Circuit Voltage(Voc/V)	51.75	48.86	51.60	49.01	51.75	49.15	51.90	49.30	52.05	49.45
Short-Circuit Current(Isc/A)	13.95	11.16	13.89	11.21	13.95	11.26	14.01	11.31	14.07	11.36
Module Efficiency(%)	21.9		22.1		22.3		22.5		22.7	

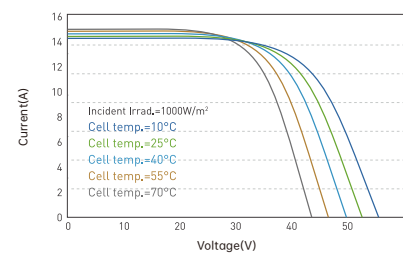
STC: Irradiance 1000 W/m², module temperature 25 °C, AM=1.5;
 NMOT: Irradiance 800 W/m², ambient temperature 20 °C, AM=1.5, wind speed 1 m/s; Tolerance of Pmax is within +/- 3%;

Different Rearside Power Gain Referene to 575W Front

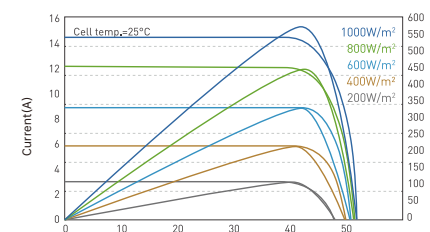
Rearside Power Gain	5%	10%	20%
Maximum Power(Pmax/W)	604.0	633.0	690.0
Operating Voltage(Vmp/V)	42.9	42.9	42.9
Operating Current(Imp/A)	14.08	14.75	16.09
Open-Circuit Voltage(Voc/V)	52.0	52.0	52.0
Short-Circuit Current(Isc/A)	14.57	15.27	16.66
Module Efficiency(%)	23.4	24.5	26.7

Graphs

I-V Curve at different Temperature (580W)



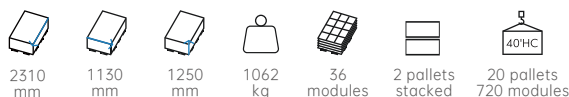
I-V/P-V Curve at different Irradiation (580W)



Temperature Characteristics

Nominal Module Operating Temperature (NMOT)	45 ± 2 °C
Temperature Coefficient of Pmax	-0.25%/°C
Temperature Coefficient of Voc	-0.29%/°C
Temperature Coefficient of Isc	0.045%/°C

Packing Configuration



Notice: All data and specifications are preliminary and subject to change without notice.

Contact Us for More Information

web: www.higonsolar.com email: info@higonsolar.com